



CITY OF BURIEN
ANNUAL POLICE SERVICE HIGHLIGHTS & DATA
2018

Provided for the Residents by:

Police Chief Ted Boe, City of Burien Police Department
14905 6th Ave. SW
Burien, WA 98166
(206) 477-2200
theodore.boe@kingcounty.gov

City of Burien Administration

MAYOR	Jimmy Matta
DEPUTY MAYOR	Austin Bell
COUNCIL MEMBERS	Pedro Olguin Bob Edgar Lucy Krakowiak Nancy Tosta Krystal Marx
CITY MANAGER	Brian Wilson
CHIEF OF POLICE	Ted Boe

About

Message from Chief Boe	4
About the Annual Police Service Highlights & Data Report	5
Burien Police Department Mission, Goals, & Core Values	5

Section 1: Police Service Highlights

Burien's Crime Rate	7
Part I Violent Crimes against People	8
Part I Non-Violent Crimes against Property	9
Traffic and Automobile Incident Information	10
Calls for Police Assistance	12
Response Times to High Priority Calls	13
Commissioned Officers per 1,000 Residents	14
Dispatched Calls for Service (DCFS) per Patrol Officer	14
Dispatched Calls for Service (DCFS) per Patrol Officer Comparison	15
Costs of Police Services per Capita	16
Cost per \$1,000 of Assessed Real Property Value	16
Complaints against Officers	17

Section 2: Police Service Data

Crime Summary	19
---------------------	----



Message from Chief Boe

I joined the city in May 2018, and it has been an amazing first several months. I have been welcomed, supported and encouraged in my efforts to become part of this community. My wife and I love dining at the great restaurants and my two young daughters enjoy spending time exploring the beaches of Seahurst Park.

On my office wall, you will see a sign that reads, "We move at the speed of trust." 200 years ago, modern policing was born on the ideal that police and the public should be one- connected through shared vision. It is my commitment to build the relationships and trust between Burien Police Department and our community that allow all of us to work effectively together. One of my mentors likes to say, "Public safety is a team sport" and everyone needs to be part of the team.



I spent my first few months getting a feel for the community's needs and evaluating the status of the department. My first observation is I inherited an amazing group of men and women serving this community. Everyone from the staff at the front desk to the officers responding to your 911 call at 3 a.m. are committed to public safety and service. I also have come to realize what a great community Burien is. Our community members are engaged in governance and diverse in both culture and thought.

In June, I selected Captain Jessica Sullivan as my partner. She is one of the most talented leaders in the field and is an essential part of establishing our culture as Team Burien. That culture is one of high expectations, men and women focused on addressing criminal behaviors in a compassionate manner. We worked with the officers and the community to craft the primary objectives for Burien Police Department: fighting crime, building trust and supporting our employees. These themes, carefully balanced, will drive our efforts and initiatives moving forward.

2018 was marked by changes in leadership and direction. We have seen a slight reduction in calls for service and general decrease in our crime rates. That said, we have crime in our community and need to work as team to find creative and effective solutions. 2019 will bring new programs and new focus areas, designed to impact both social disorder crimes- those that impact quality of life- and violent crimes. We will stand alongside our law enforcement partners, schools, community groups and city leadership to address problems on a local and regional level, not just kick the can down the road.

We worked with the officers and the community to craft the primary objectives for Burien Police Department:
Fighting crime
Building trust
Supporting our Employees.

I am always willing to listen, collaborate and partner to make Burien a great community to live, play and work. I thank the city leadership and community for the trust you have put in me and my team. It is truly my honor to serve as your police chief.

~Chief Boe



About the Annual Police Service Highlights & Data Report

The Annual Police Service Highlights & Data Report contains information on the service efforts and accomplishments of the Burien Police Department to support its mission, core values, and objectives. The goal of the report is to keep the City of Burien residents, staff, administrators, and elected officials informed of police service and crime activity in the city. The report is produced by the City of Burien Police Department in partnership with the King County Sheriff's Office (KCSO) Research, Planning and Informational Services and Contracts Units. Questions about the report can be directed to the Burien Chief of Police.

The Police Service Highlights section gives a narrative of police efforts and year-to-year comparisons of selected crime and police service data. Most of the data in this section is taken from the Police Services Data section unless otherwise indicated as being from a different source.

Burien Police Department Mission, Goals, & Core Values

Mission

The mission of the Burien Police Department is to prevent crime and create an environment where people feel safe, while providing quality, professional law enforcement services designed to improve public safety.

Core Values

The Burien Police are committed to the core values of Leadership, Integrity, Service and Teamwork. We firmly believe in our core values and let these values guide all work that we do in the community.

Objectives

In order to realize this mission, the City of Burien Police Department has adopted the following objectives:

- Objective 1: Building Trust. Every interaction we have with a community member, business leader or first responder is an opportunity to establish and nurture a relationship that builds trust in the individual officer, Burien Police Department and the law enforcement profession.
- Objective 2: Fighting Crime. Public safety is a team sport and everyone has an essential role, including community members, schools, businesses and law enforcement partners. Together we will promote a safe and healthy community.
- Objective 3: Supporting Each Other. The health and well-being of our employees is central to our success. Employee satisfaction and delivery of quality service are directly interconnected.



August 7, 2018- Officers, Detectives, Command Staff, Volunteers, Police Explorers and City Leadership joined the community in an evening of celebrations as part of National Night Out! Contact Michiko Wilson to host a BBQ in 2019! michiko.wilson@kingcounty.gov

City of Burien Police Service Highlights 2018



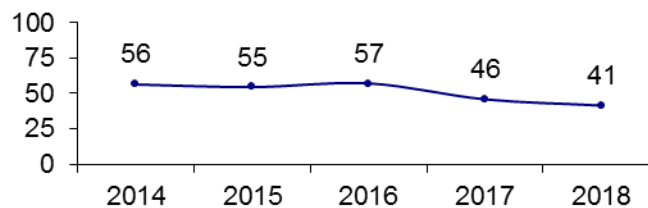
IN PARTNERSHIP WITH KING COUNTY SHERIFF'S OFFICE
BURIEN POLICE DEPARTMENT
JUNE 2018



Burien's Crime Rate

The Crime Rate is a calculation of the number of Part I Crimes divided by population in thousands. Part I Crimes is a category of crimes established by the Federal Bureau of Investigation (FBI). It includes criminal homicide (which includes murder and non-negligent manslaughter, but excludes deaths by negligence, attempts to kill, suicides, accidental deaths, justifiable homicide, and traffic fatalities), forcible rape, robbery, aggravated assault, burglary, larceny-theft, motor vehicle theft, and arson.

Part I Crimes Per 1,000 Residents



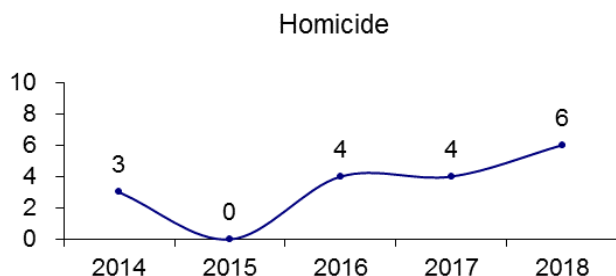
Source: Police Services Data



September 30, 2018- Over 15 officers and their families showed their support for the Highline Schools Foundation by running in the Burien Brat Trot! Our custom shirts show our pride in being part of "Team Burien!"

Part I Violent Crimes against People

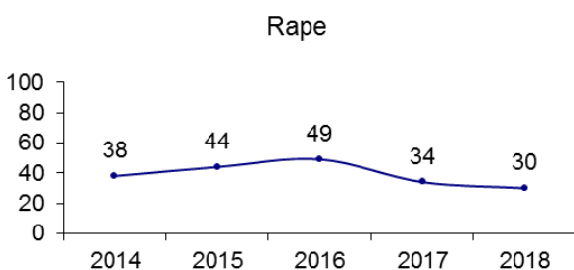
Part I Crimes include crimes categorized as “violent crimes” or “crimes against people.” The following are Burien’s Part I Violent Crimes.



Homicide

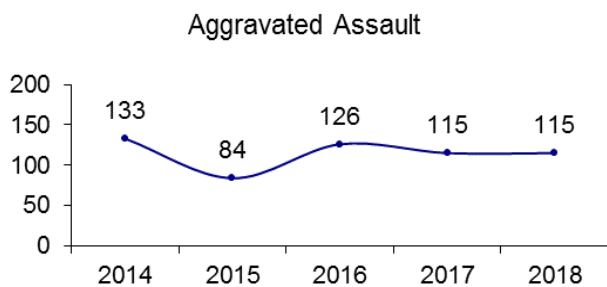
The willful killing of one human being by another. Includes murder and non-negligent manslaughter, justifiable homicide, and manslaughter by negligence.

Source for all below: Police Services Data



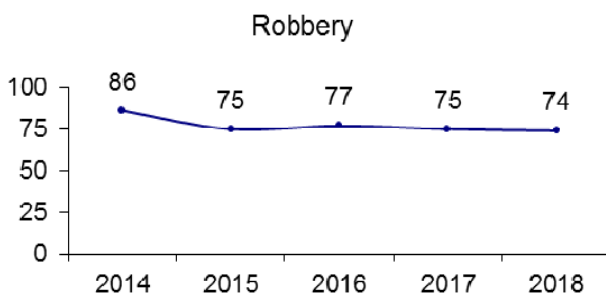
Rape

Rapes by force and attempts or assaults to rape, regardless of the age of the victim, are included in this count. Statutory offenses (no force used—victim under age of consent) are excluded.



Aggravated Assault

Aggravated assault is an unlawful attack by one person upon another for the purpose of inflicting severe or aggravated bodily injury. This type of assault usually is accompanied by the use of a weapon or by means likely to produce death or great bodily harm.



Robbery

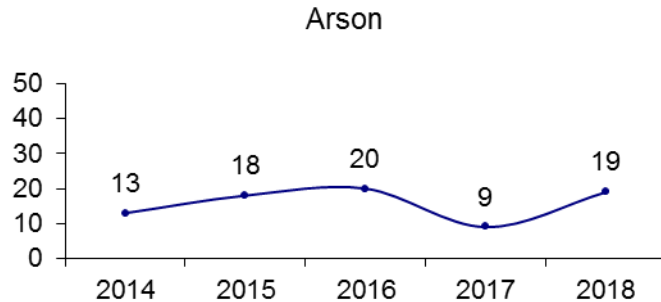
Robbery is the taking or attempting to take anything of value from the care, custody, or control of a person by force, threat of force, violence, or by putting the victim in fear.

Part I Non-Violent Crimes against Property

The second group of Part I Crimes is known as “non-violent crimes,” “crimes against property,” or “property crimes.” The following are Burien’s Part I Crimes against Property. Information about vehicle theft, also included in this category, can be found with traffic and automobile incident information.

Arson

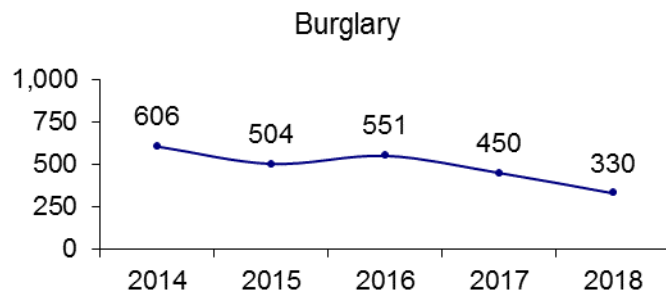
Arson is any willful or malicious burning or attempt to burn, with or without intent to defraud, a dwelling house, public building, motor vehicle or aircraft, or personal property of another.



Source for all below: Police Services Data

Burglary (breaking or entering)

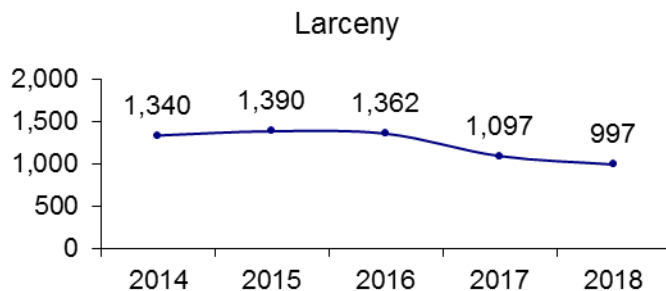
Burglary is the unlawful entry of a commercial or residential structure with the intent to commit a crime. Attempted forcible entry is included.



Nearly 50% reduction over 4 years!

Larceny (except vehicles)

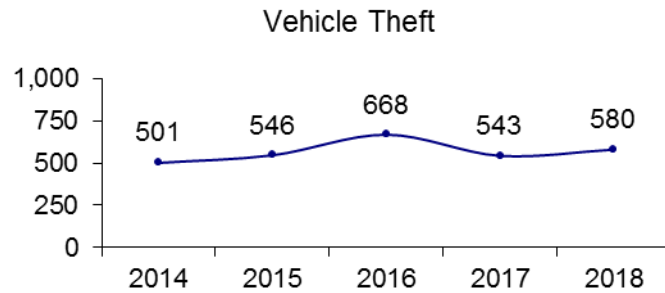
Larceny is the unlawful taking, carrying, leading, or riding away of property of any value amount from the possession or constructive possession of another. Examples are thefts of bicycles, motor vehicle parts and accessories, shoplifting, pocket-picking, or the stealing of any property or article that is not taken by force and violence or by fraud. Attempted larcenies are included. Embezzlement, forgery, check fraud, and like crimes are excluded.



Traffic and Automobile Incident Information

Vehicle theft

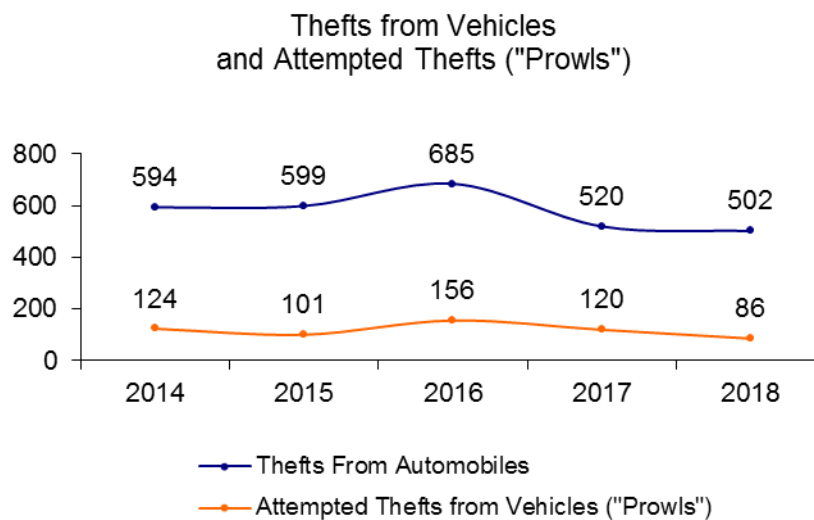
Vehicle theft is included in Part I Crimes against Property. It is the theft or attempted theft of a motor vehicle, which is defined as being self-propelled and running on a land surface and not on rails. Motorboats, construction equipment, airplanes, and farming equipment are specifically excluded from this category.



Source: Police Services Data

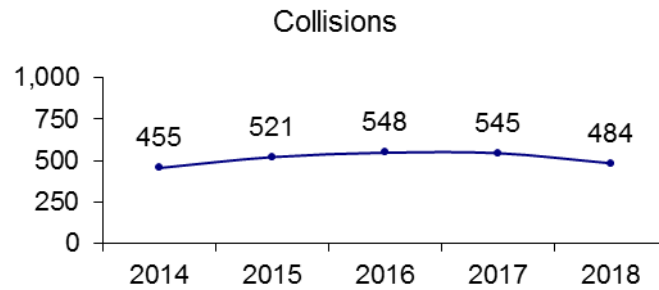
Thefts and Attempted Thefts ("Prowls") from Automobiles

A theft or attempted theft ("prowl") from an automobile is the act or attempted act of taking something from the inside of an automobile.



Traffic Collisions

Collision information includes reports for injury, non-injury, and fatality vehicle collisions. Driving under the influence (DUI) collisions and hit-and-runs are excluded from this category.



Source: Police Services Data

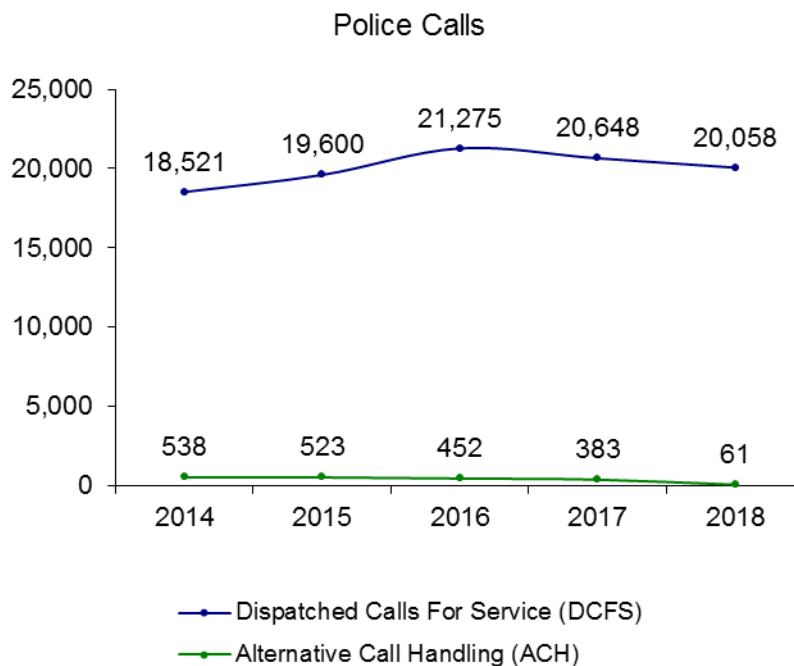


September 11, 2018- 14th Annual Seafair Clown Supply Giveaway at Hilltop Elementary School.

Calls for Police Assistance

The public receives police assistance in a variety of ways. Residents can call the Emergency 911 Communications Center to have one or more officers dispatched to the field, called a “dispatched call for service.”

Following are the numbers of dispatched calls for service (DCFS) and alternative call handling (ACH) incidents reported.



Source: Police Services Data and CAD



Dispatched Calls For Service (DCFS): The number of DCFS shown here includes calls that are verified to take place inside the city limits and that are charged to the city as part of its police contract. Total DCFS counts, as shown in the Police Service Data section, may be slightly higher (usually less than 5 percent higher).

Response Times to High Priority Calls

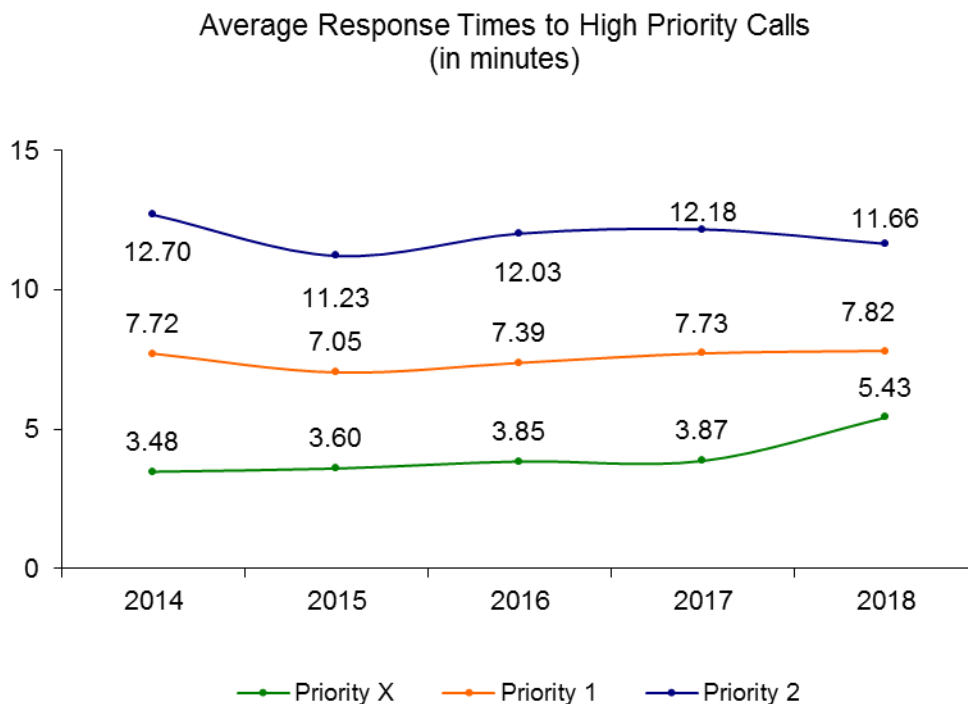
When calls for police assistance are received by the Emergency 911 Communications Center, they are entered into the Computer Aided Dispatch (CAD) system and given a "priority" based on the criteria described below. If the call receiver is in doubt as to the appropriate priority, the call is assigned the higher of the two priority designators in question.

"Priority X" designates critical dispatches. These are incidents that pose an obvious danger to the life of an officer or citizen. It is used for felony crimes in-progress where the possibility of confrontation between a victim and suspect exists. Examples include shootings, stabbings, robberies or burglaries.

"Priority 1" designates immediate dispatches. These are calls that require immediate police action. Examples include silent alarms, injury traffic accidents, in-progress crimes or crimes so recent that the suspect may still be in the immediate area.

"Priority 2" designates prompt dispatches. These are calls that could escalate to a more serious degree if not policed quickly. Examples include verbal disturbances and blocking traffic accidents.

Following are the City of Burien's Police response times for the above priority calls. Response times include all time from the receipt of a phone call to the moment an officer arrives at the location of the incident.



Source: Police Services Data

Note for 2018:
A couple Priority X outliers are impacting the average in 2018. Removing three calls for specific reasons changes the average Priority X time to 3.47 mins.

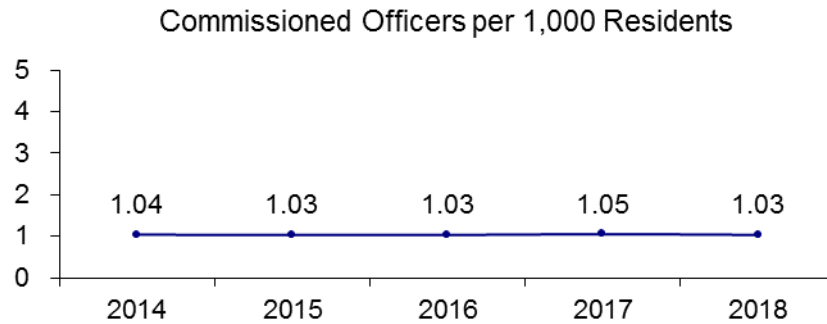


Computer Aided Dispatch (CAD): A computerized communication system used by emergency response agencies for dispatching and tracking calls for emergency assistance.



Commissioned Officers per 1,000 Residents

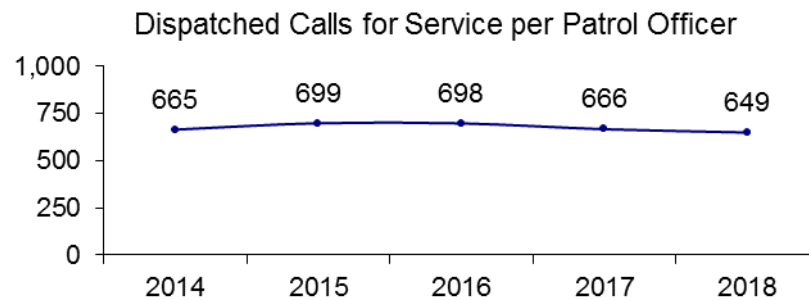
Commissioned officers per 1,000 residents shows how many commissioned police officers are employed by Burien for every 1,000 residents. This number includes commissioned officers who work in supervisory or other non-patrol related positions as well as special services officers who work part-time for the city. It does not include professional (i.e. non-commissioned) support staff.



Source: KCSO Contracts Unit

Dispatched Calls for Service (DCFS) per Patrol Officer

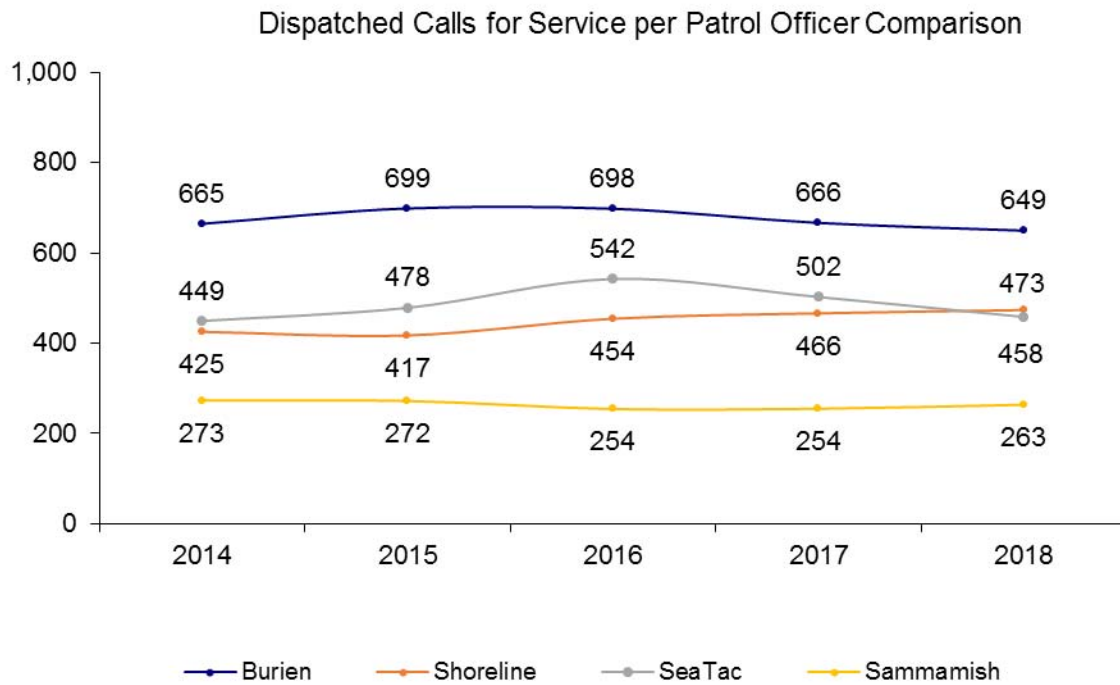
Dispatched calls for service (DCFS) per patrol officer is the average number of dispatched calls one patrol officer responds to within a year. This number uses only dispatched calls Burien pays for and does not include the number of responses an officer initiates (such as witnessing and responding to traffic violations, called "on views"). Also, the numbers below are *patrol only* and exclude non-patrol commissioned officers (such as supervisors or special duty officers/detectives).



Source: KCSO Contracts Unit

Dispatched Calls for Service (DCFS) per Patrol Officer Comparison

The following shows a comparison of dispatched calls for service between several KCSO contract partner cities.



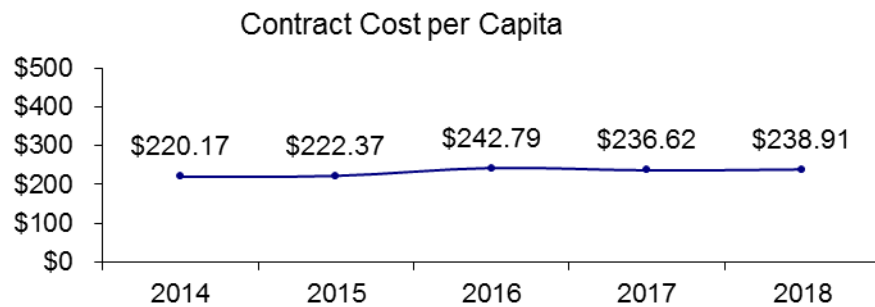
Source: KCSO Contracts Unit

Costs of Police Services per Capita

The City of Burien contracts with the King County Sheriff's Office (KCSO) for police services. Among other benefits, contracting for services from a larger law enforcement agency allows for cost savings through "economies of scale." Specific economies of scale provided through the contract with KCSO include:

- Mutual aid agreements with other law enforcement agencies in Washington State
- A large pool of officers if back-up help is necessary
- Coverage if city officers are away
- Expertise of specialized units to assist officers
- More experienced officers to select from for city staffing
- Cost sharing throughout the department to keep city costs down

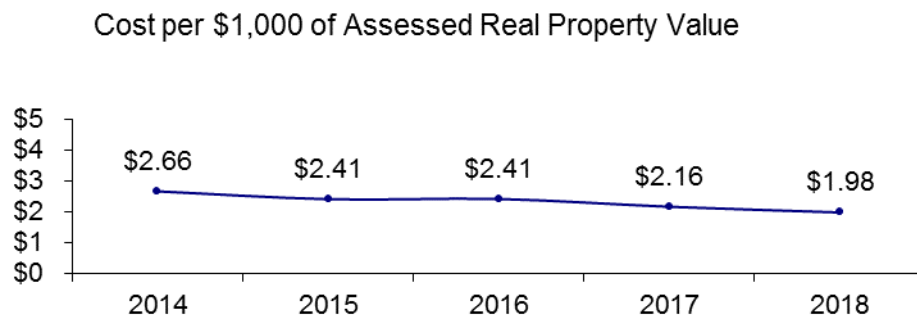
Costs for police services vary depending on a city's resources and the level and type of police services the community wants. The City of Burien may have additional funds or expenditures for special projects or programs as part of the city's law enforcement budget. These additional costs are not reflected in the contract cost per capita, which shows the contract cost for police services divided by Burien's population.



Source: KCSO Contracts Unit

Cost per \$1,000 of Assessed Real Property Value

Cost per \$1,000 of assessed real property value shows Burien's contract cost in relationship to the property values of Burien.



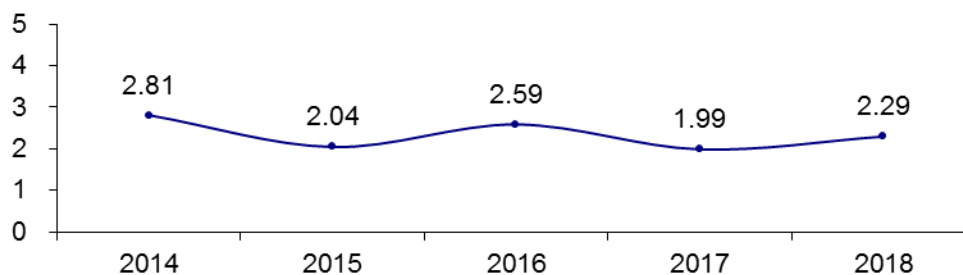
Source: King County Assessor's Office

Complaints against Officers

Complaints against city police officers can originate from the public or internal police department personnel. All complaints are accepted and reviewed. When a complaint is made, the King County Sheriff's Office Internal Investigations Unit (IIU) will review the complaint. While serious complaints are investigated by IIU, the majority of complaints are far less serious and are handled at the worksites by supervisors. The following are the preliminary number of internal and external complaints that were investigated for city officers. Please note that these numbers are preliminary counts; final numbers will be published in the IIU Annual Report, released each spring.

	2014	2015	2016	2017	2018
Number of Complaints	52	40	55	41	46
Number of Dispatched Calls for Service	18,521	19,600	21,275	20,648	20,058

Complaints per 1,000 Dispatched Calls for Service



Source: KCSO Internal Investigations & Human Resource Units



Officer Kelley Kinser- Happy retirement and thank you for your 27 years of service!

City of Burien Police Service Data 2018



In Partnership With King County Sheriff's Office
Community Police Academy
Spring 2018



In mid-July 2018, the King County Sheriff's Office consolidated some agency crime codes and switched from reporting crime statistics to the Federal Bureau of Investigation's Uniform Crime Reporting program to the FBI's National Incident-Based Reporting System (NIBRS). To stay consistent in reporting for 2018, statistical information contained within this report is primarily obtained from the King County Sheriff's Office Computer Aided Dispatch (CAD) and at times will not match what is contained in the report management system and what is reported to WASPC for NIBRS reporting.

CRIME SUMMARY	1-Q	2-Q	3-Q	4-Q	YTD
TOTAL PART 1 OFFENSES	545	539	539	528	2151
TOTAL PART 2 OFFENSES	766	774	727	615	2882
Officers Assaulted	3	0	4	2	9
Total Domestic Violence Offenses	131	129	149	95	504
Possible Gang Incidents*	29	32	20	25	106

*Information gathered from CAD and has not been validated by the Gang Unit.

PART 1 OFFENSES	1-Q	2-Q	3-Q	4-Q	YTD
Assault, Hands	20	12	25	10	67
Assault, Knife	4	6	4	3	17
Assault, Firearm	6	2	6	3	17
Assault, ODW	3	2	4	5	14
HOMICIDE*	3	1	2	0	6
Robbery	1	0	2	17	20
Robbery, Chain Store¹	6	3			9
Robbery, Gas Station¹	1	1			2
Robbery, Highway	3	4	3	14	24
Robbery, Miscellaneous¹	7	4			11
Robbery, Residence	1	1	0	0	2
Robbery, Carjack	1	2	2	1	6
Rape	4	10	8	5	27
Child Rape¹	1	2			3
Commercial Burglary	22	22	37	23	104
Comm Burglary, NF ¹	7	11	1		19
Comm Burglary, ATT ¹	4	2	2		8
Residential Burglary	30	28	33	44	135
Residential Burglary, NF ¹	13	33	6		52
Residential Burglary, ATT ¹	5	4	3		12
Larceny	236	267	236	257	996
Vehicle Theft	159	119	158	142	578
Other Vehicle Theft¹	2	0			2
Theft Boat/RV	0	1	0	0	1
Arson	6	2	7	4	19
TOTAL PART 1 OFFENSES	545	539	539	528	2151

¹ Category consolidated from August 2018 until present.

*Homicide statistics are obtained from KCSO CID.

**Rape statistics are obtained from the KCSO report management system (RMS).

PART 2 OFFENSES	1-Q	2-Q	3-Q	4-Q	YTD
Assault 4th Degree	77	81	73	59	290
Total Sex Offenses	32	31	22	35	120
Family/Juvenile Offenses	98	78	54	45	275
Forgery/Fraud Offenses	51	47	45	40	183
Commercial Vice	2	0	2	0	4
Gambling, Other	0	0	0	0	0
Kidnapping	0	1	1	2	4
Weapons	13	20	22	11	66
All Other	111	130	125	103	469
Violation of Court Order	30	28	47	23	128
Viol Crt Order (felony) ¹	5	8	1		14
Malicious Harassment	0	1	1	0	2
Stolen Property	1	3	6	5	15
Trespass	153	115	135	132	535
Vandalism	105	112	91	77	385
Disorderly Conduct	4	8	0	0	12
Liquor Violation	22	30	25	15	92
D U I	52	61	61	64	238
HEROIN, etc.*	2	5	11	2	20
SYNTHETIC DRUGS*	6	13	5	2	26
OTHER DRUGS*	0	1	0	0	1
MARIJUANA*	2	1	0	0	3
TOTAL PART 2 OFFENSES	766	774	727	615	2882

¹ Category consolidated from August 2018 until present.

*Drug information is obtained from the RMS and encompasses cases cleared by arrest/charges.

DISPATCHED CALLS					
FOR SERVICE	1-Q	2-Q	3-Q	4-Q	YTD
N1	696	715	788	648	2847
N2	820	865	949	825	3459
N3	719	816	903	751	3189
N4	514	535	547	470	2066
N5	1548	1629	1765	1619	6561
N6	622	710	731	633	2696
TOTAL DCFS	4919	5270	5683	4946	20818

AVG Response Time	1-Q	2-Q	3-Q	4-Q
Critical Dispatch X=	4.73	4.32	10.63	4.18
Immediate Dispatch 1=	7.93	7.27	7.81	8.31
Prompt Dispatch 2=	11.22	10.88	12.47	11.98
Routine Dispatch 3=	31.66	31.23	35.98	35.79

LARCENY OFFENSES	1-Q	2-Q	3-Q	4-Q	YTD
D/D	9	3	2	0	14
Gas	0	0	1	0	1
APA	0	1	5	0	6
Bike ¹	3	3	3		9
COMD	4	1	1	1	7
NSC	29	50	39	31	149
P/P	3	3	0	4	10
P/S	1	8	3	5	17
S/L	31	17	36	35	119
TFA	127	123	106	146	502
TFB	29	58	40	35	162
TOTAL	236	267	236	257	996

¹ Category consolidated from August 2018 until present.